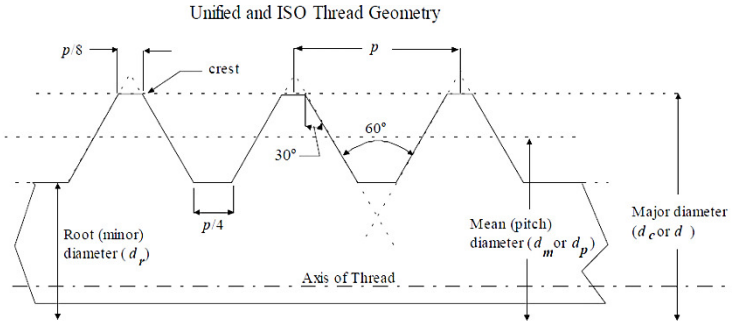
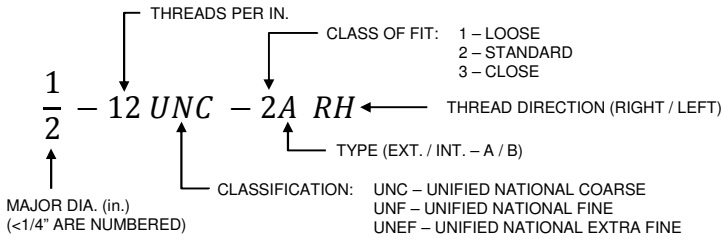


### SAE / JIC / ORS – UNIFIED SCREW THREAD



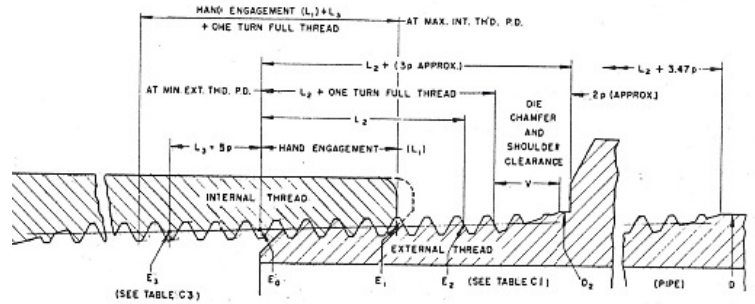
FOR FULL THREAD SPECIFICATION DETAILS SEE **ASME B1.1:2003**. ALL UNIFIED SCREW THREADS CONFORM TO THIS STANDARD.

### DESIGNATION / NOMENCLATURE



| VONBERG PORT / CONNECTION NO. |     | FULL THREAD DESIGNATION     |
|-------------------------------|-----|-----------------------------|
| SAE / JIC                     | ORS |                             |
| -04                           |     | 7/16 - 20 UNF - 2(A/B) RH   |
| -06                           | -04 | 9/16 - 18 UNF - 2(A/B) RH   |
|                               | -06 | 11/16 - 16 UN - 2(A/B) RH   |
| -08                           |     | 3/4 - 16 UNF - 2(A/B) RH    |
|                               | -08 | 13/16 - 16 UN 2(A/B) RH     |
| -10                           |     | 7/8 - 14 UNF - 2(A/B) RH    |
|                               | -10 | 1 - 14 UNS - 2(A/B) RH      |
| -12                           |     | 1 1/16 - 12 UN - 2(A/B) RH  |
| -14                           | -12 | 1 3/16 - 12 UN - 2(A/B) RH  |
| -16                           |     | 1 5/16 - 12 UN - 2(A/B) RH  |
|                               | -16 | 1 7/16 - 12 UN - 2(A/B) RH  |
| -20                           |     | 1 5/8 - 12 UN - 2(A/B) RH   |
|                               | -20 | 1 11/16 - 12 UN - 2(A/B) RH |
| -24                           |     | 1 7/8 - 12 UN - 2(A/B) RH   |
|                               | -24 | 2 - 12 UN - 2(A/B) RH       |

### NPTF – DRYSEAL AMERICAN TAPER PIPE THREADS

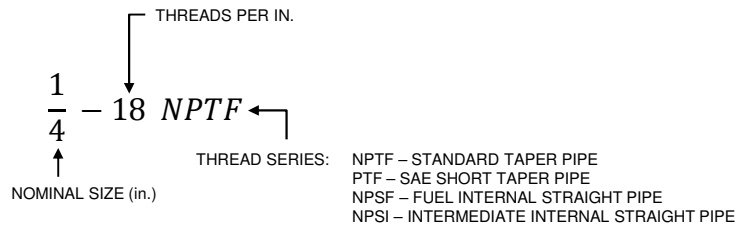


FOR FULL THREAD SPECIFICATION DETAILS SEE **SAE J476a**. ALL NPTF THREADS CONFORM TO THIS STANDARD.

### THREAD FORM

THE ANGLE BETWEEN THE FLANKS OF THE THREAD IS  $60^\circ$ .  
DIAMETRICAL TAPER OF THREADS IS  $0.75 \pm 0.06$  in. PER 12.00 in. OF LENGTH.

### DESIGNATION / NOMENCLATURE



| VONBERG PORT / CONNECTION NO. | FULL THREAD DESIGNATION |
|-------------------------------|-------------------------|
| 1/8 NPTF                      | 1/8 - 27 NPTF           |
| 1/4 NPTF                      | 1/4 - 18 NPTF           |
| 3/8 NPTF                      | 3/8 - 18 NPTF           |
| 1/2 NPTF                      | 1/2 - 14 NPTF           |
| 3/4 NPTF                      | 3/4 - 14 NPTF           |
| 1 NPTF                        | 1 - 11 1/2 NPTF         |
| 1 1/4 NPTF                    | 1 1/4 - 11 1/2 NPTF     |
| 1 1/2 NPTF                    | 1 1/2 - 11 1/2 NPTF     |

This document, as well as all catalogs, price lists and information provided by Vonberg Valve, Inc., is intended to provide product information for further consideration by users having substantial technical expertise due to the variety of operating conditions and applications for these valves, the user, through its own analysis, testing and evaluation, is solely responsible for making the final selection of the products and ensuring that all safety, warning and performance requirements of the application or use are met. The valves described herein, including without limitation, all component features, specifications, designs, pricing and availability, are subject to change at any time at the sole discretion of Vonberg Valve, Inc. without prior notification.